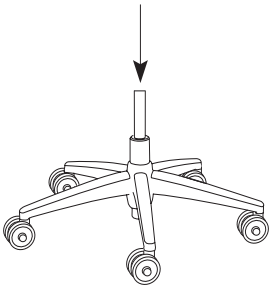


LIBERTY CHAIR



Increase your comfort level and watch your productivity rise in equal proportion when you use this innovative desk chair. Its unique construction conforms to you and reclines on its own without mechanisms. This is simplicity at its most advanced — and comfortable.

- Tri-panel mesh construction responds to the contours of your body, offering full lumbar support
- Full-grain black leather seat cushion
- Comfortable gel-filled arm rests
- Pivoting back rest
- Casters roll easily over carpets, tiles or hardwood floors
- Adjustable seat and arm rest height

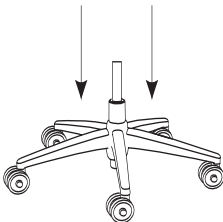


ASSEMBLY

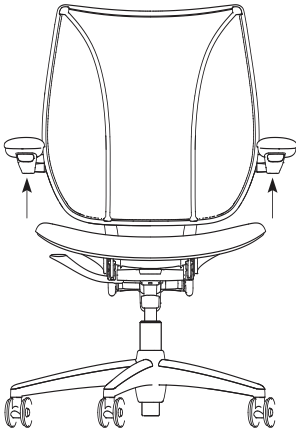
1 Place the base wheels down onto a solid surface, and insert the shaft into center of base with the widest side down.



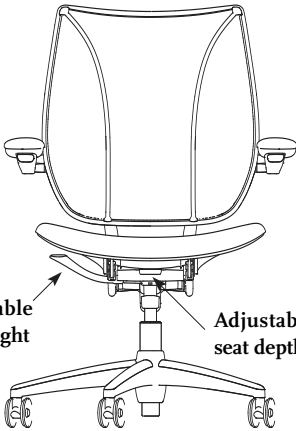
2 Align the hole located on the underside of the chair with the shaft of the base. Press down firmly on chair seat, and then sit in chair to complete the assembly process.



CHAIR ADJUSTMENTS



Adjustable arms - the release buttons are located on the front underside of the armrest pads. Press in on button and adjust arm height up or down to desired location, then release button.



Adjustable seat height - the lever is located on the underside right side of the seat. While seated, pull up on the lever; adjust to desired height, and release lever.

Adjustable seat depth - the lever is located on the underside front center of the seat. While seated, pull up on the lever, adjust to desired depth, and release lever.

We hope you enjoy your Libery Chair. Visit us online at Levenger.com to read customer reviews of this product or to write your own review. To place an order or request our catalog, call 800-544-0880 or visit us online. Sign up on the homepage to become a member of our Preferred Customer E-List to be the first to see our new products and receive exclusive offers, special discounts and gifts with purchase.



800-544-0880 Levenger.com